






LOAD CAPACITY MAP

February 2025

Available Capacity

	0 kVA
	1-499 kVA
	500-999 kVA
	1000-1999 kVA
	2000-3000 kVA

NOTES:

1. The available capacity at all transformer stations is greater than 2000kVA
2. This Capacity Map is for informational purposes only and is provided “as is” and at the user’s own risk. Users must verify the information with London Hydro before making any decisions based on this Capacity Map. See the disclaimer on the [Load Capacity Map webpage](#) for more detail.

